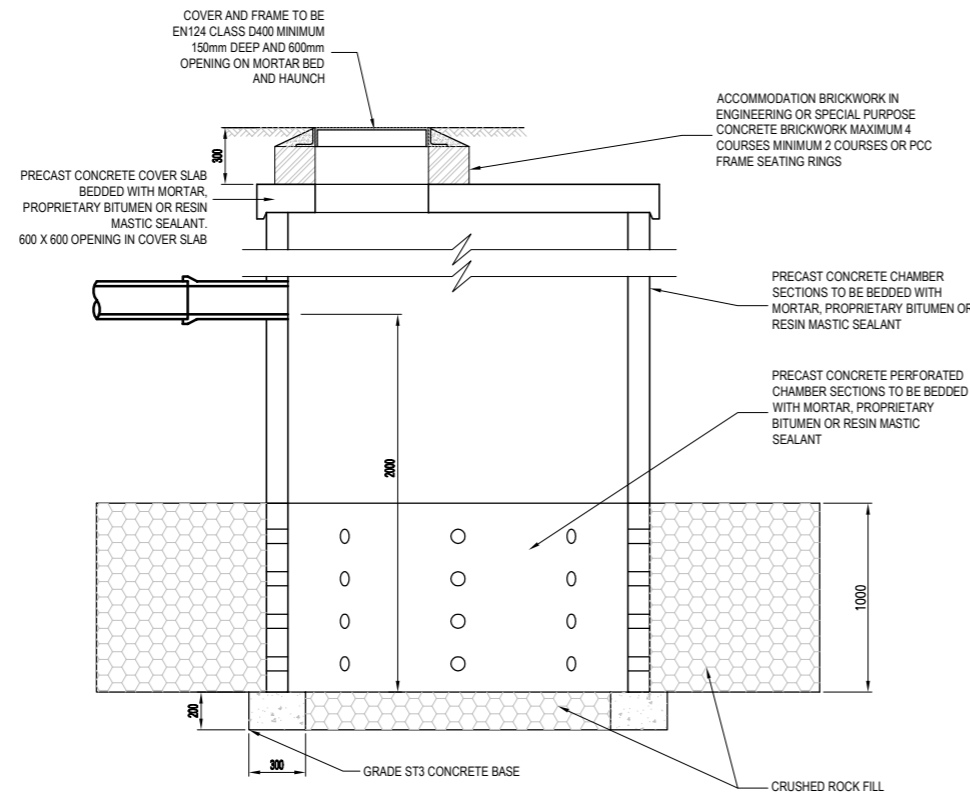


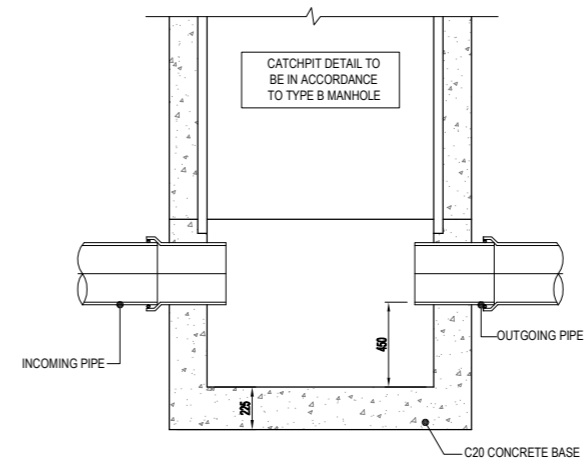
GENERAL NOTES:

1. THIS DRAWING IS TO BE READ IN CONJUNCTION WITH ALL RELEVANT ARCHITECTS AND ENGINEERS DRAWINGS AND SPECIFICATIONS.
2. DO NOT SCALE THIS DRAWING. ANY AMBIGUITIES, OMISSIONS AND ERRORS ON DRAWINGS SHALL BE BROUGHT TO THE ENGINEERS ATTENTION IMMEDIATELY. ALL DIMENSIONS MUST BE CHECKED / VERIFIED ON SITE.
3. ALL DIMENSIONS ARE IN MILLIMETRES UNLESS NOTED OTHERWISE.
4. FOR GENERAL NOTES REFER TO DRAWING.



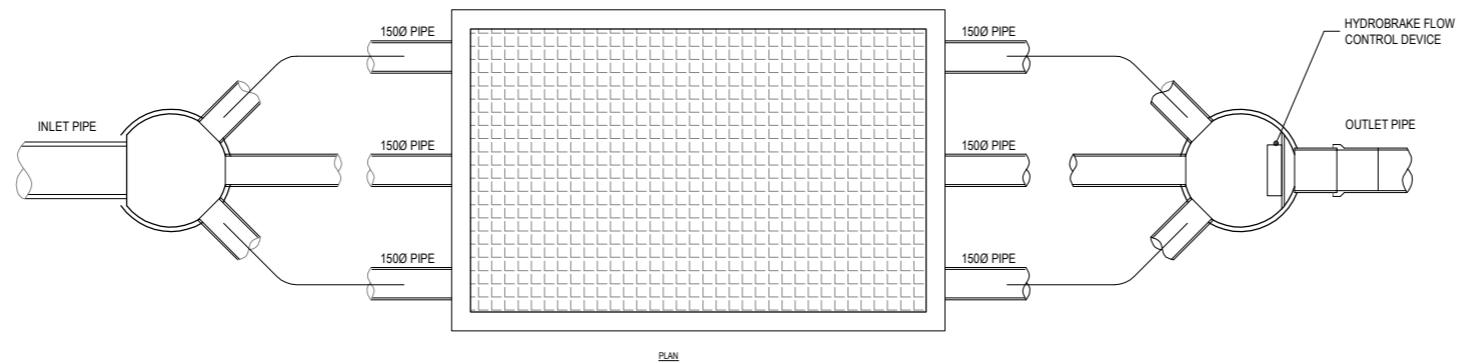
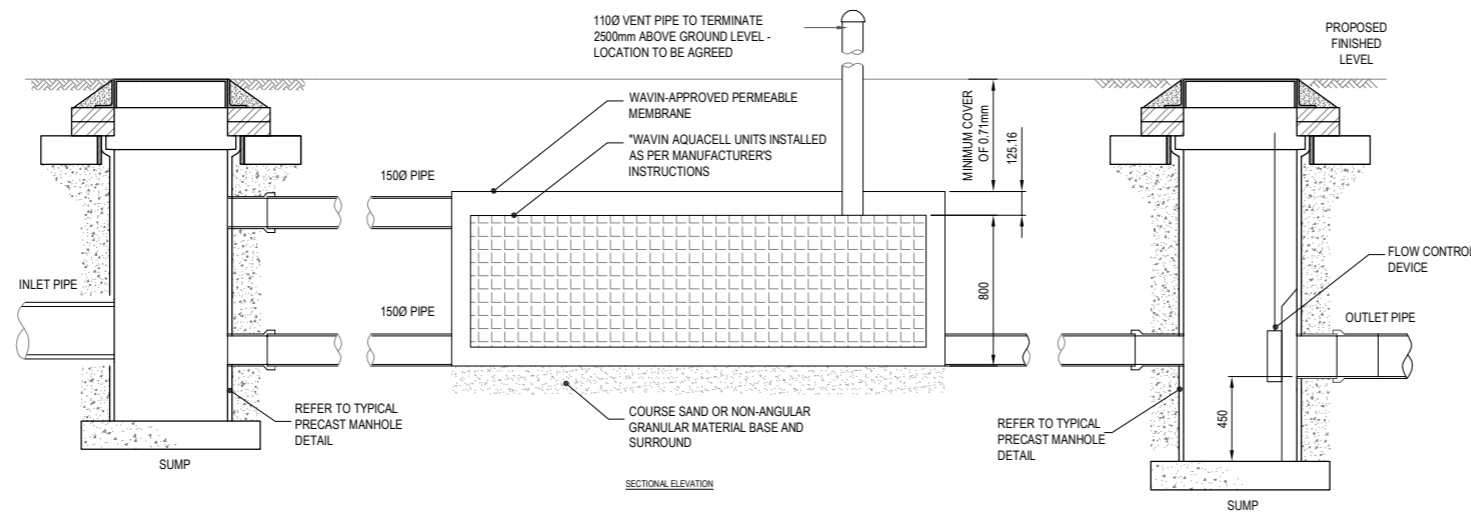
Typical precast concrete soakaway

Scale - 1 : 20



Typical catchpit manhole

Scale - 1 : 20



Typical wavin aquacell ecocell tanked sytem or equal approved

Scale - 1 : 20

P03	ISSUED FOR PRE-PLANNING	15.10.21	GS	DH
P02	ISSUED FOR PRE-PLANNING	16.07.21	GS	DH
P01	ISSUED FOR PRE-PLANNING	31.01.20	GS	BAJ
Rev:	Description:	Date:	By:	Chkd:



Civils & Structures • Transport Planning • Environmental • Infrastructure • Geotechnical • Conservation & Heritage • Precast Designer
Birmingham • Bristol • Cambridge • Cardiff • Dublin • Edinburgh • Glasgow • Kenton • Leeds • Liverpool • London • Manchester • Nottingham

Status:

ISSUED FOR PRE-PLANNING

Project:

THE ROYAL OAK

Dig Title:

**PROPOSED CIVILS DETAILS
SHEET 3 OF 3**

Size:	Date:	Drawn By:	Designed By:	Checked By:
A1	31/01/20	JC	GS	BAJ
Scale:	AS SHOWN			
Project No:	Originator:	Volume:	Level:	Type:
072932-CUR-00	- XX	- DR	- C	- 90005 - P03

072932-CUR-00 - XX - DR - C - 90005 - P03